


Model GSDU

End Suction Close Coupled Centrifugal Pump

CENTRIFUGAL PUMPS



Model GSDU


Features:

Energy-Saving Design

- World-class pump efficiency achieved.
- Stainless steel AISI 315 (CF8M) Impeller designed using our proprietary inverse design technology.
- Higher efficiency means lower energy consumption and motor output, and more compact size.

Easy Installation and Simple Maintenance

- Alignment is not required with close coupled design.
- Internally epoxy coated A48 CL35 cast iron casing with back pull-out design enables disassembly and inspection without removal of suction and discharge piping.
- Shaft seal flushing and quenching piping not required for standard applications.
- Air bleeding not required
- Simplified shaft seal and o-ring casing seals enable easy assembly.
- Dry shaft design prevents corrosion on motor shaft.





Model GSDU

General Description:

Pump

Capacities	To 2000 GPM (60Hz)
Heads	To 460 ft (60Hz)
Liquid Temperatures	14 °F to 250°F
Max. Working Pressure	Up to 200 psi (ANSI B16.1 125lb)
Materials	Casing: Cast iron (A48 CL35)
	Shaft Sleeve: 316 SS
	Impeller: Stainless steel 316 (CF8M)
	Mechanical seal: SiC/C/EPDM (Standard); SiC/SiC/EPDM (Optional); SiC/C/Viton (Optional); SiC/SiC/Viton (Optional)
	Wear ring: Bismuth bronze CAC902
Standards	EN733
Rotation	Clockwise viewed from coupling end

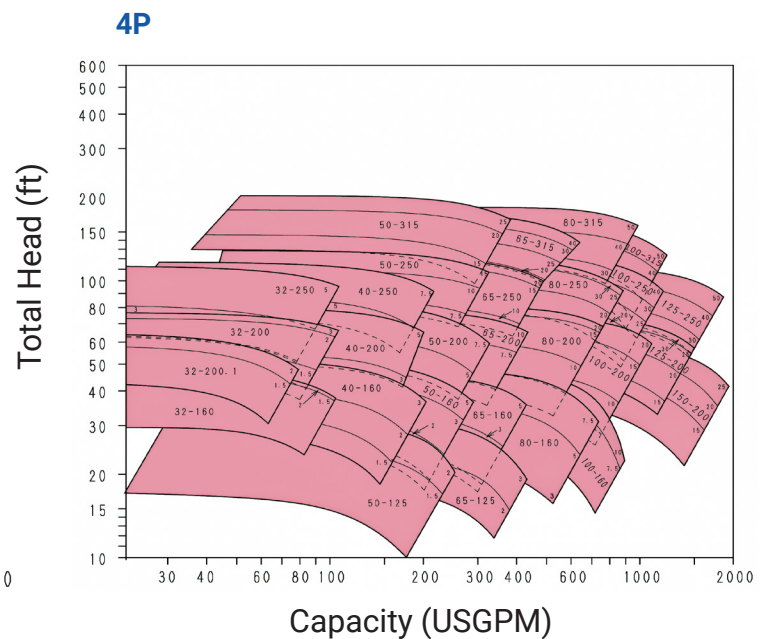
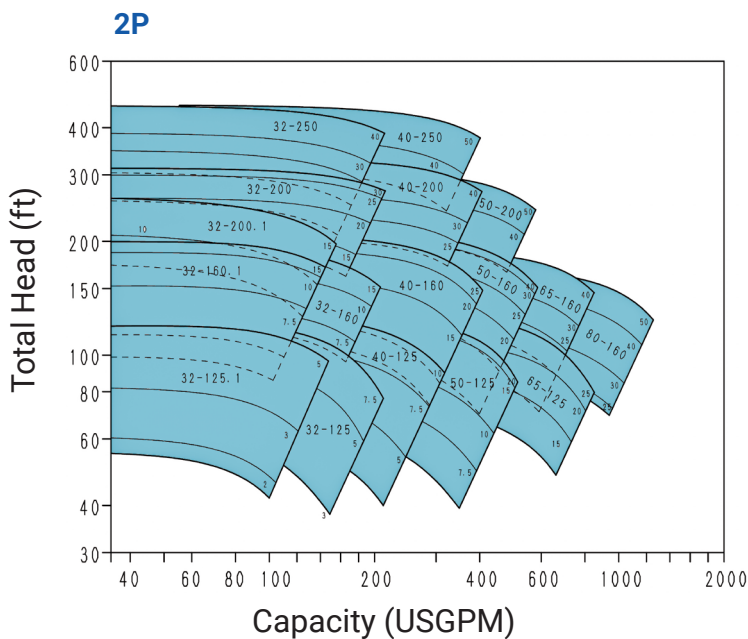
- *Pump kits available
- *Base packages available

Motor

	Standard*	Optional
Frequency	60Hz	50Hz
Operational Speed	2-Pole	4-Pole
	4-Pole	6-Pole
Phase	3-Phase	1-Phase
Motor Power	1.5 to 50 hp	-
Voltage	230/460V	575V, 190/380V
Enclosure	TEFC	ODP, Washdown, Explosion Proof, other
Standards	NEMA MG1	

- *Standard accessories: baseplate
- *Motor brackets available

SELECTION CHART





Applications:

- **Building-** Air Conditioning Heating & Cooling, Pressure Boosting
- **Water Supply-** Municipal Water Supply, Irrigation, Clean Water Drainage
- **General Industry**

Your Local EBARA representative:



EBARA PUMPS AMERICAS CORPORATION

Building Service & Industrial Company
1651 Cedar Line Drive
Rock Hill SC 29730
Tel 803-327-5005
www.pumpsebara.com